


stefan.chirilă
PHOTOGRAPHER
WORKSHOP



PHOTOGRAPHING CONSCIOUSLY



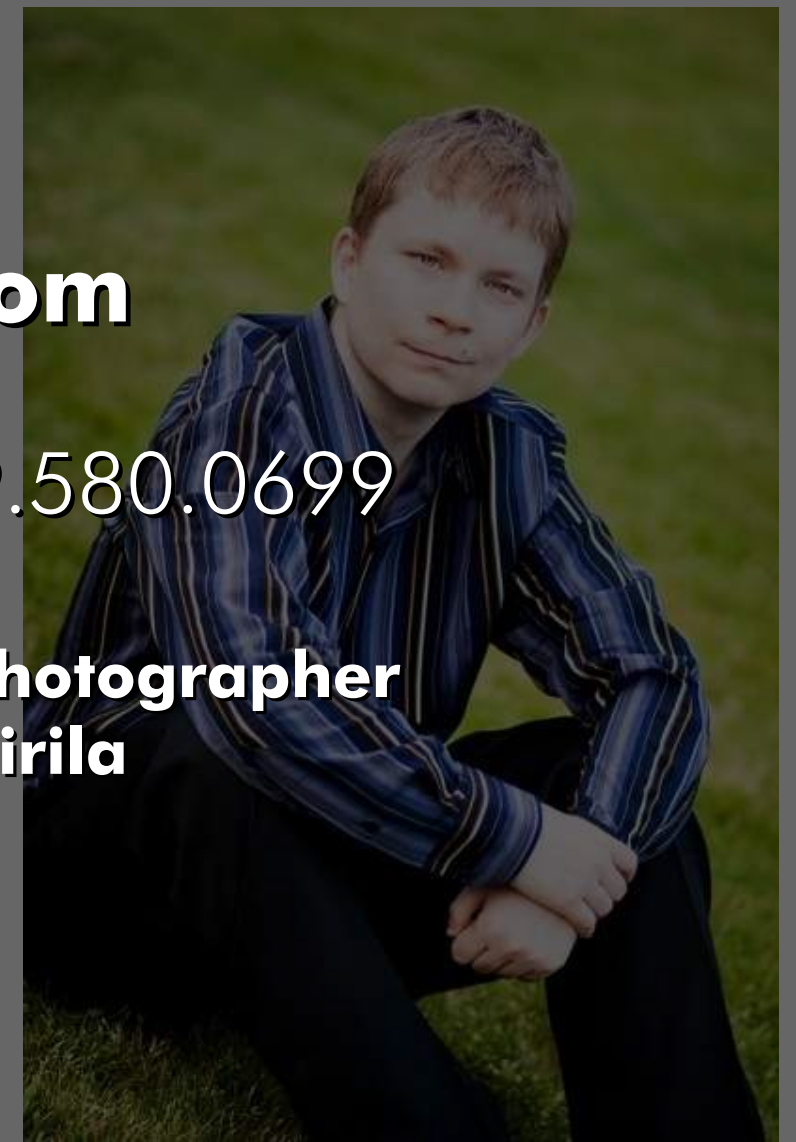
Unit plan and signup information

www.stefanchirila.com

stefan.chirila@gmail.com | 519.580.0699

<http://facebook.com/StefanChirilaPhotographer>

<http://twitter.com/StefanChirila>



Stefan Chirila | Photographer

Photographing Consciously:

The photographing consciously workshop is an answer to the question:

**If one were to learn what really matters in photography,
what would that be?**

I find that among all the ins and outs of photography, of most importance, it is, to go about it in a conscious and purpose driven way; to know what the tools are that you get to work with and what kind of image it is that you are working on producing.

Once the element of guess work is eliminated, other details are mostly part of the realm of personal taste and style. This workshop is meant to take you to the point where you know what your photographic tools can do for you, and from there on you can start producing images that fit your taste.

Photographing Consciously – session plan:

The workshop is divided into 5 sessions, each approximately 2 hours long. Each session tackles a subject matter of its own, however, topics that were taught in previous sessions will be used to support new knowledge, so although each session does not have the previous as a prerequisite, attending them in order is recommended.

UNIT 1:
The basic tools in photography

UNIT 2:
**Elements that make
images look attractive | part 1**

UNIT 2:
**Elements that make
images look attractive | part 2**

UNIT 3:
Categories of photography

UNIT 4:
Digital post production

UNIT 1:

The basic tools in photography

This unit looks into the question:

What are the basic tools that one can use in photography in order to influence the look of the resulting image?

The answer is:

shutter speed
aperture (f: value)
ISO/ASA (film speed)

The meaning of each will be explained in detail, as well as the artistic value each of them has to offer.

UNIT 2: **Elements that make** **images look attractive**

There are many reasons why someone would find an image appealing to look at; the position of the elements relative to the edges of the image, the colour palette that was chosen, the content matter.

This unit looks into defining a few elemental criteria by which the human brain analyzes images; such as:

Composition, colour usage,
content matter





UNIT 3: **Categories of photography**

Within photography there are many approaches, most of which are bound to their specific subject matter. Each of them has its specifics, challenges and beauty.

The categories of photography discussed in this unit are:

**Black and White Photography, Portrait Photography,
Nature Photography, Street Photography, Macro
Photography and Flash Photography**

UNIT 4:

Digital post production

This unit will cover digital post production elements such as image resizing and layering, as well as RAW versus JPEG file processing.


The software used will be freely available open source standards such as:

Gimp:

<http://www.gimp.org>

RAW-Therapee:

<http://www.rawtherapee.com>

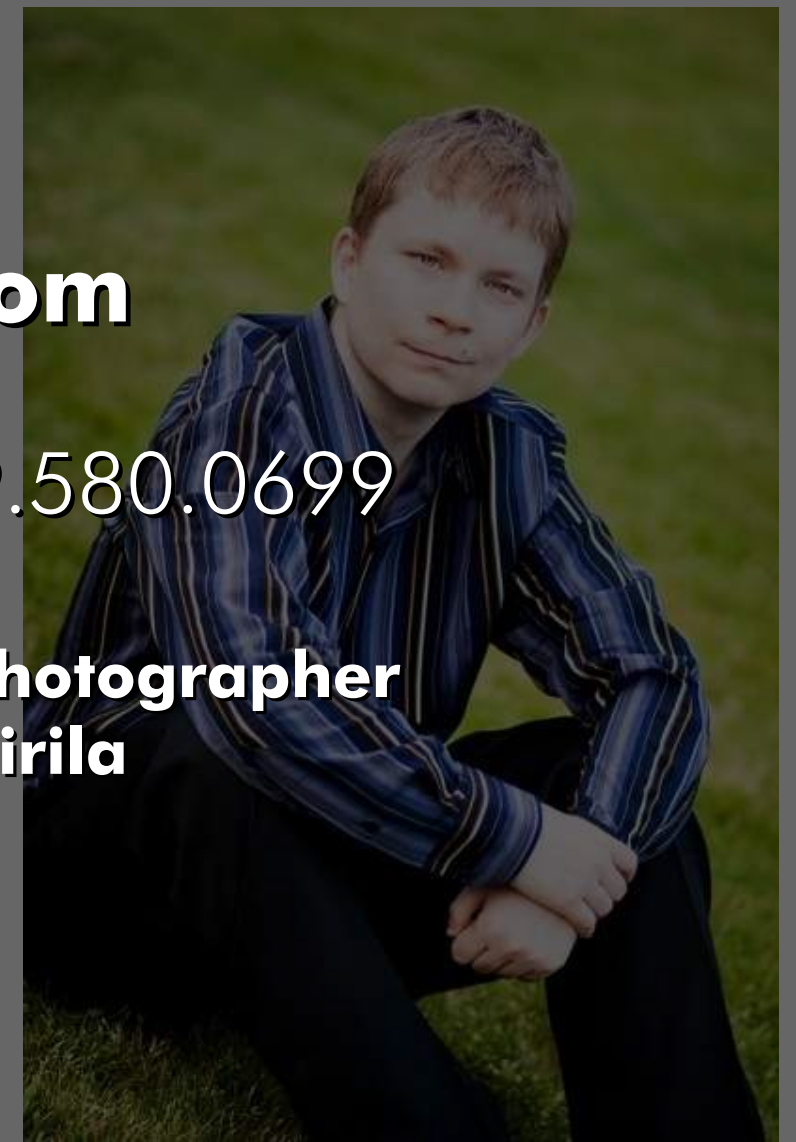


www.stefanchirila.com

stefan.chirila@gmail.com | 519.580.0699

<http://facebook.com/StefanChirilaPhotographer>

<http://twitter.com/StefanChirila>



Stefan Chirila | Photographer